

# Koriyama City Safe Community Promotion Council

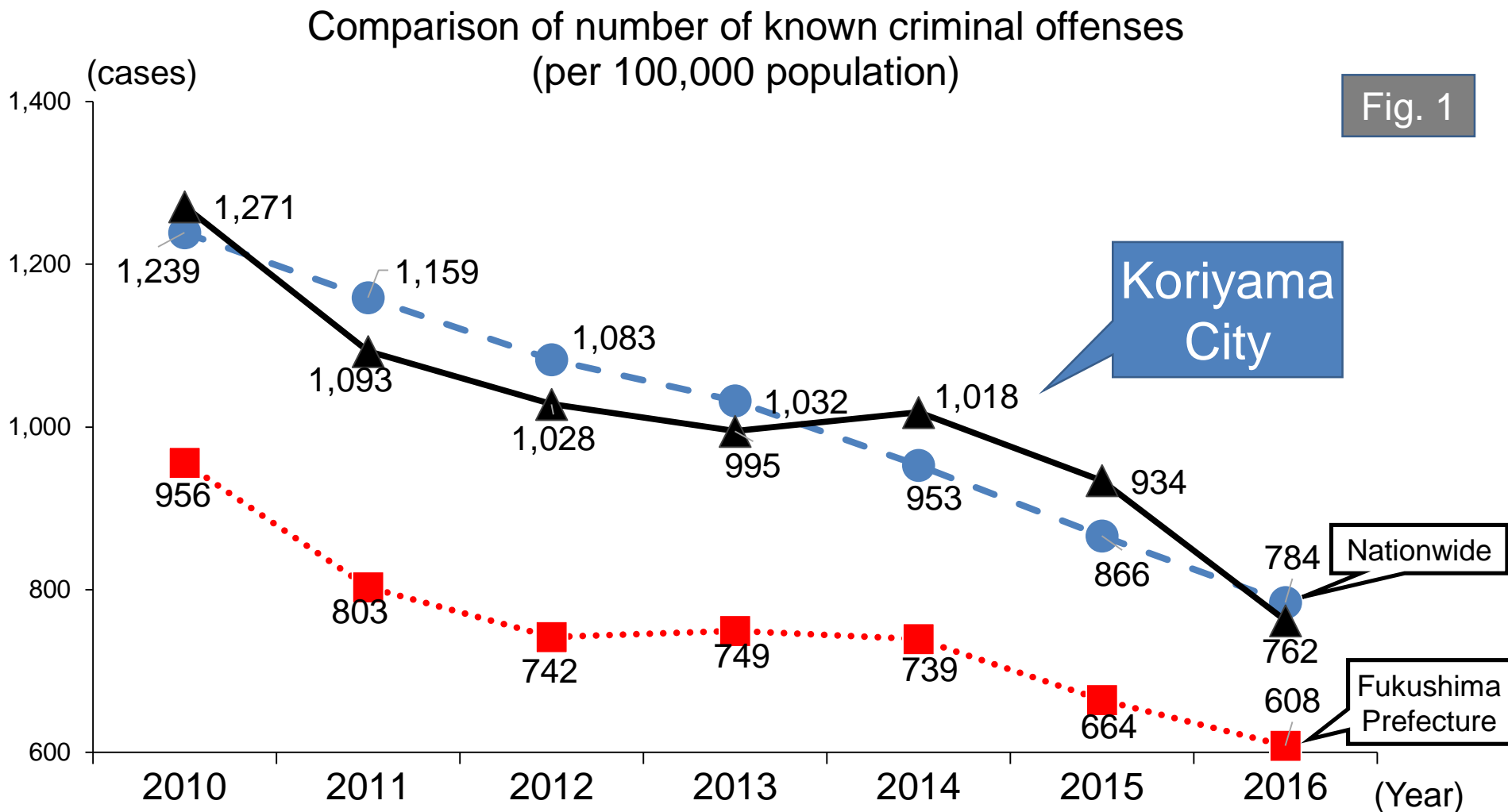
## Crime Prevention Task Force Activity Report



Presenter: Yamato Nitta, Chair

# Background of Crime Prevention Task Force

Koriyama City has had higher levels of crime than national and Fukushima Prefecture levels.



# Composition of Crime Prevention Task Force



# History of Activities

Session	Year	Outline of activity
29 to 34	2018	<ul style="list-style-type: none"> <li>• How to proceed with the SC program</li> <li>• Survey of Citizen Awareness</li> <li>• Verification of data on the number of illegal solicitations, and countermeasures, etc.</li> </ul>
35 to 40	2019	<ul style="list-style-type: none"> <li>• Ensuring the safety of children (Held together with Child Safety Task Force)</li> <li>• Activity indicators</li> <li>• Raising awareness on domestic violence</li> <li>• Utilization of drive records</li> <li>• Questions in Survey of Citizen Awareness, etc.</li> </ul>
41 to 44	2020	<ul style="list-style-type: none"> <li>• Review of priority challenges, activity indicators, performance indicators</li> <li>• Situation of identity theft fraud</li> <li>• Plans for installation of security cameras</li> <li>• Safe Community activities during COVID-19 pandemic</li> <li>• Leaflet regarding prevention of identity theft fraud, and use of security cameras and on-board recorders, etc.</li> </ul>
45 to 47	2021	<ul style="list-style-type: none"> <li>• Review of the programs and achievements</li> <li>• Assessment of the priority challenges, frame and index of evaluation</li> <li>• Results of the community diagnosis</li> <li>• Questionnaire survey on Stickers “You are Watched!”</li> <li>• Places to distribute fliers about the DV consultation desk</li> </ul>

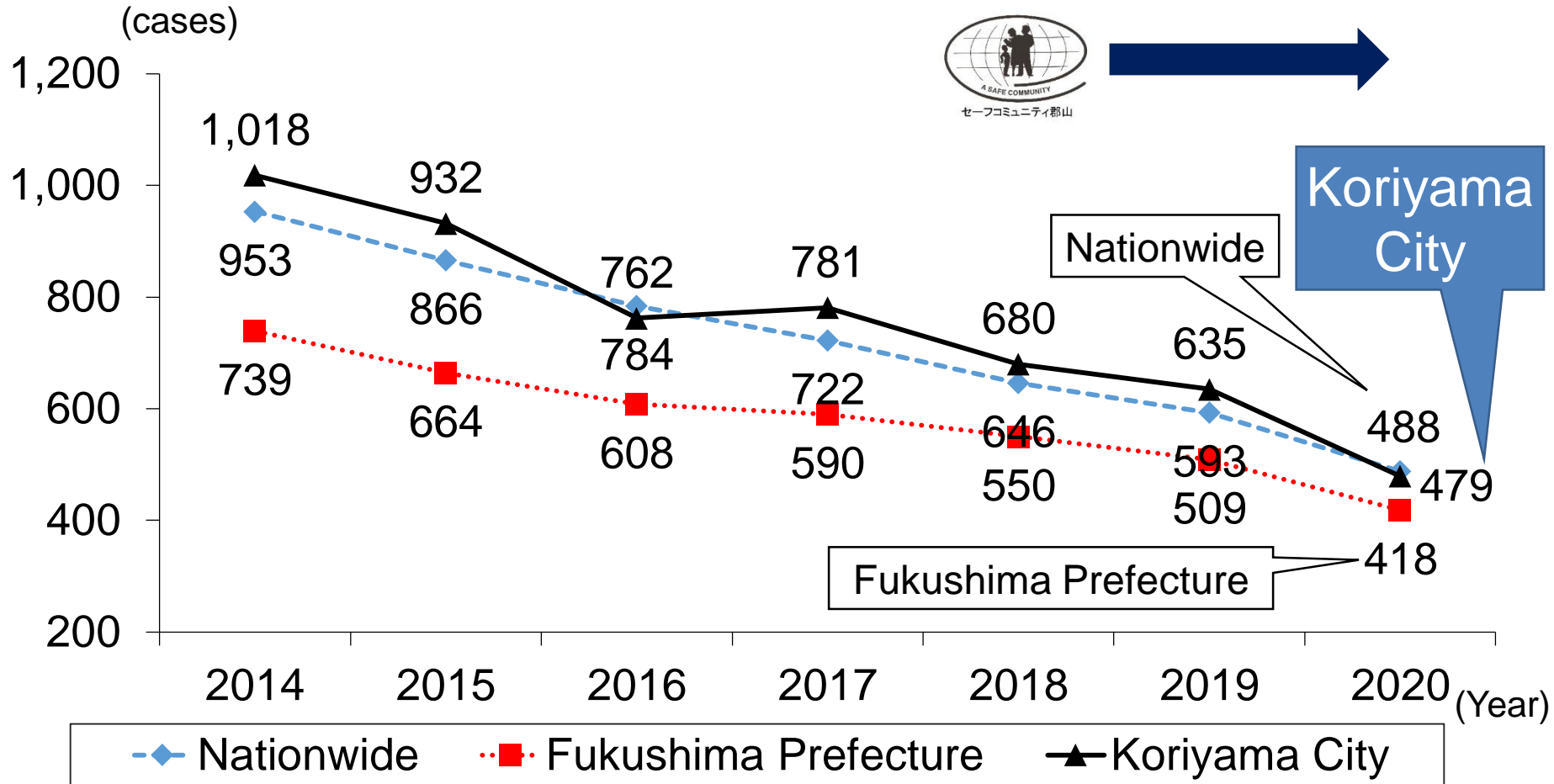


# Identifying challenges from data

Koriyama City has had higher levels of crime than national and Fukushima Prefecture levels.

Number of known criminal offenses (per 100,000 population)

Fig. 2

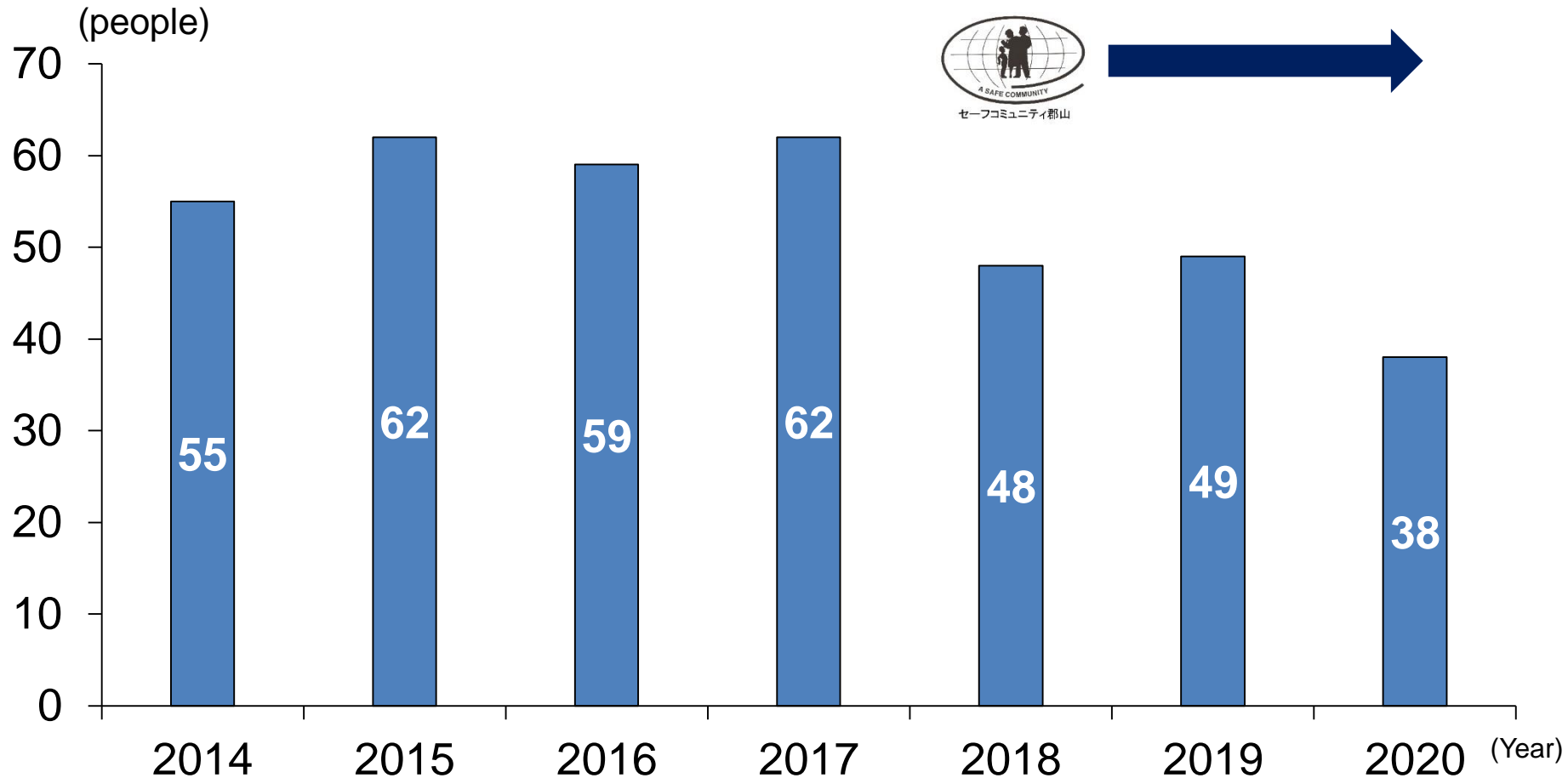


# Identifying challenges from data

## After SC Designation, the number has been declining

No. of solicitors violating City Ordinance (monthly average)

Fig. 3



Source: Factual survey of solicitation, etc., in Koriyama City (Situation on last Friday night of the month)

# Reference 1. Illegal solicitation activities

These aren't friendly solicitors.

They aren't quiet solicitors.



They look scary.

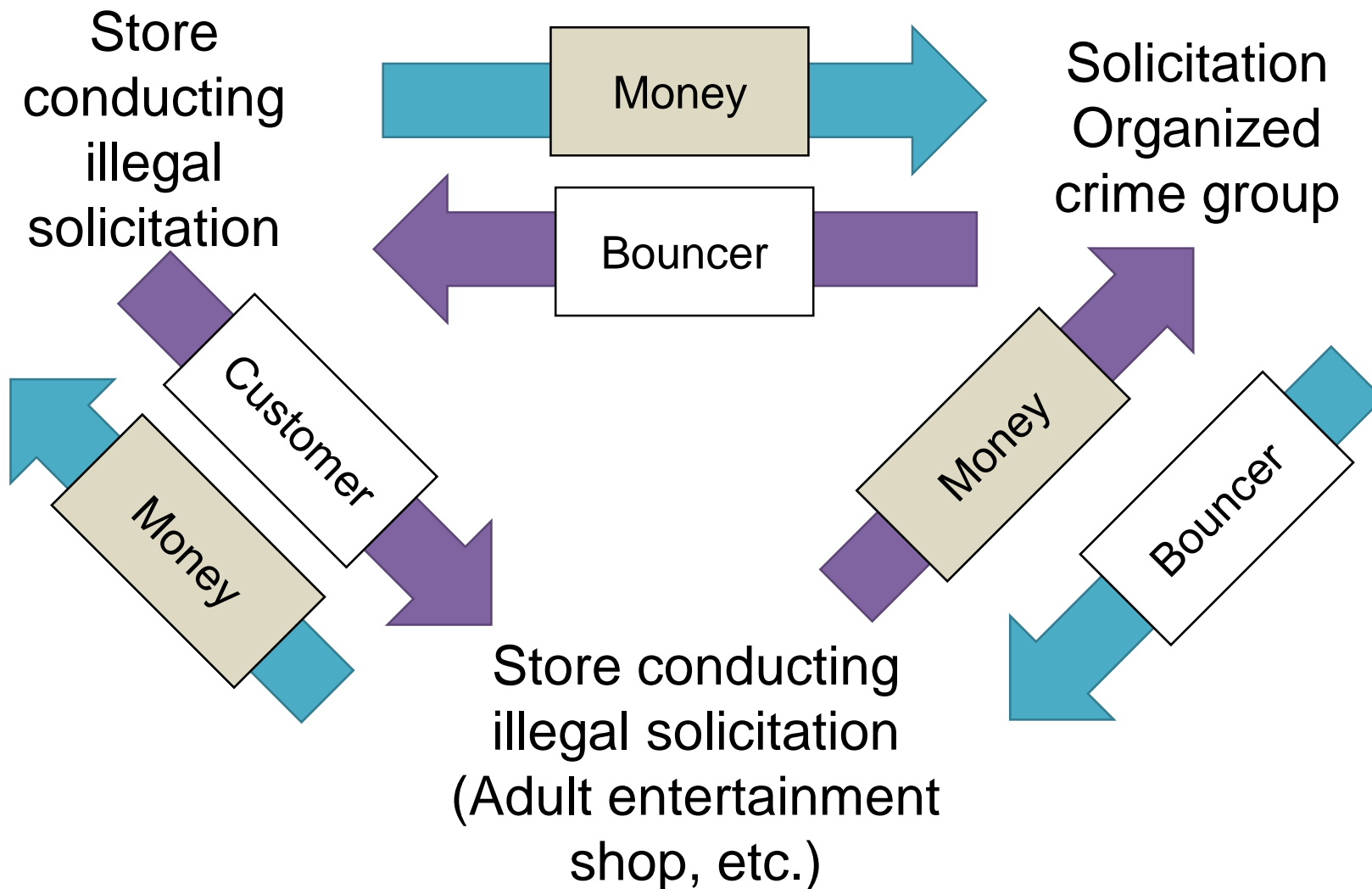
They are persistent.



Organized crime groups often back illegal solicitation activities.

# Reference 2. Illegal solicitation activities

Illegal solicitation is a source of revenue for organized crime groups.





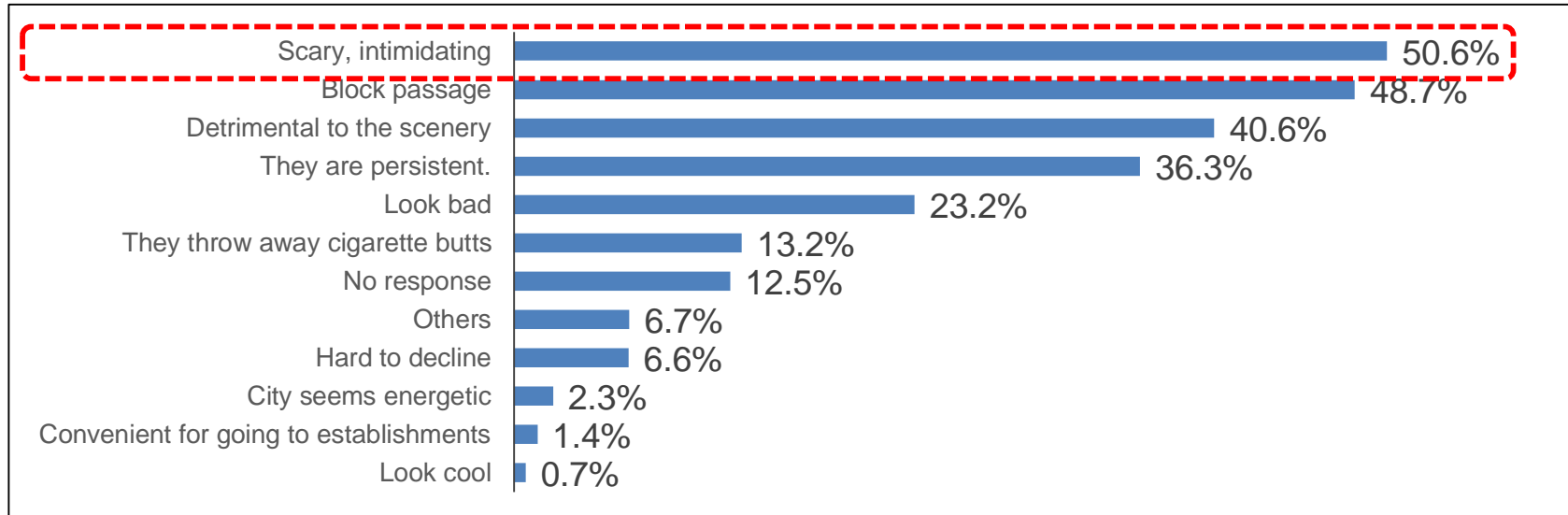
# Identifying challenges from data

Most people are afraid of the illegal solicitors and feel intimidated by them

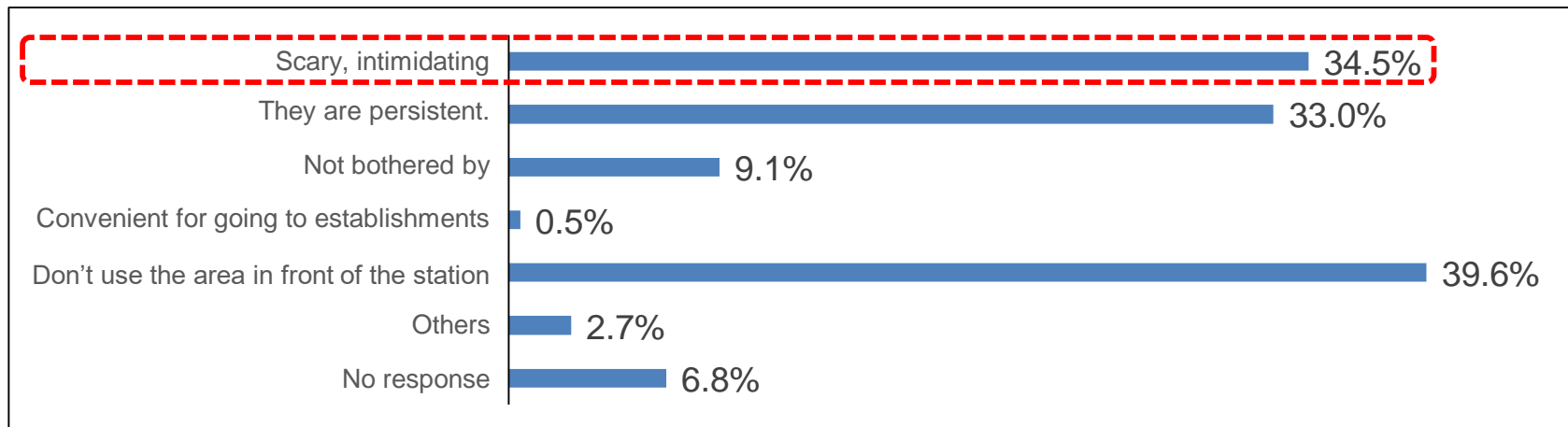
## Impression of illegal solicitors

Fig. 4

2016



2020



Source: Koriyama City Safe Community Survey of Citizen Awareness

# Identifying challenges from data

There are many criminal offenses handled by the Koriyama Station Koban

## Situation of known criminal offenses handled by the Koriyama Station Koban (per 100 population)

	2015	2020
Koriyama Station Koban	7.8 cases	4.8 cases
All of Koriyama City	0.9 cases	0.5 cases

Table 1

Continued

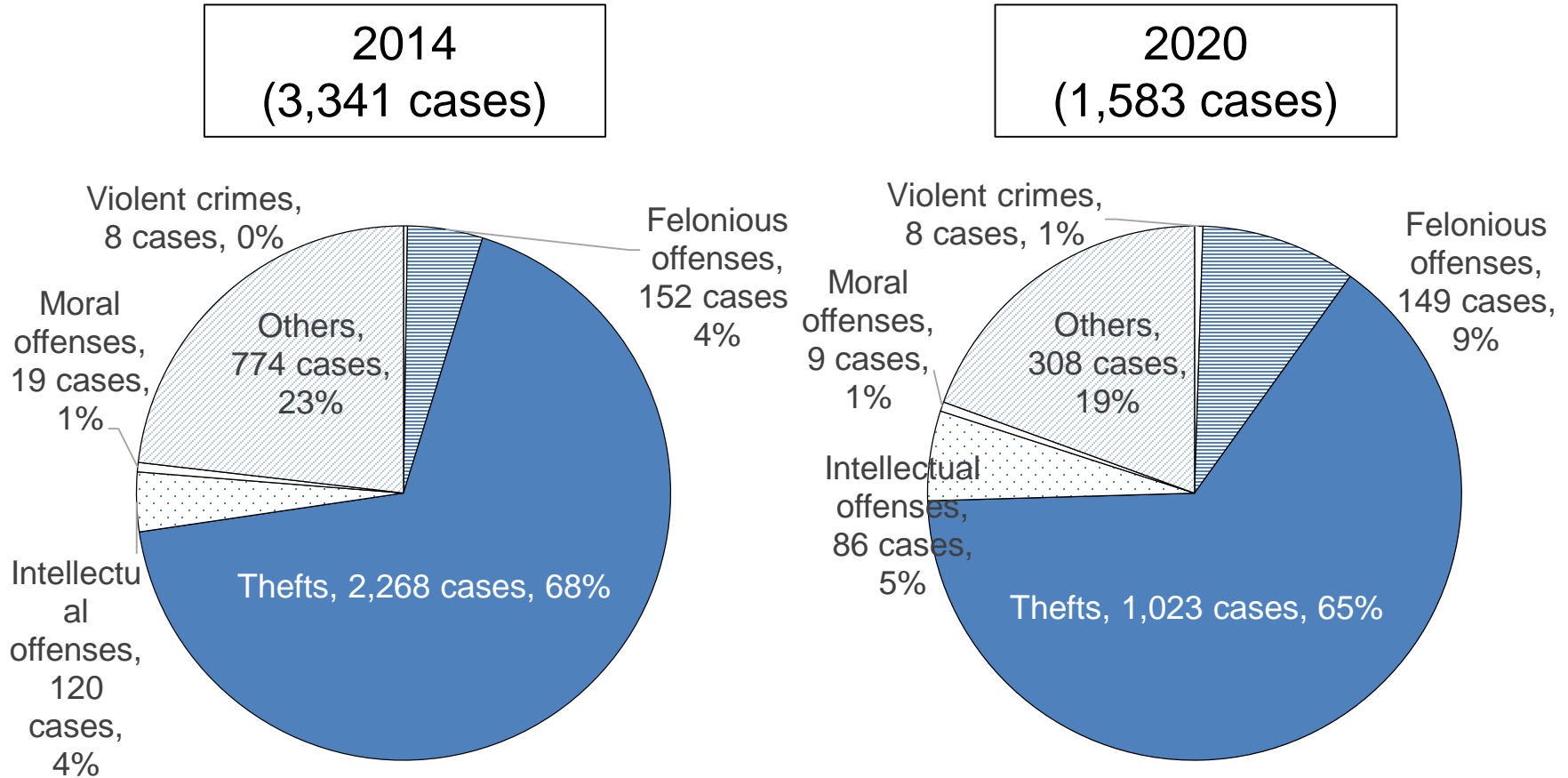
**Priority challenge (1)**  
**Perceived safety in front of the station is poor**

# Identifying challenges from data

## The rate of thefts is high

Situation of known criminal offenses in Koriyama City

Fig. 5

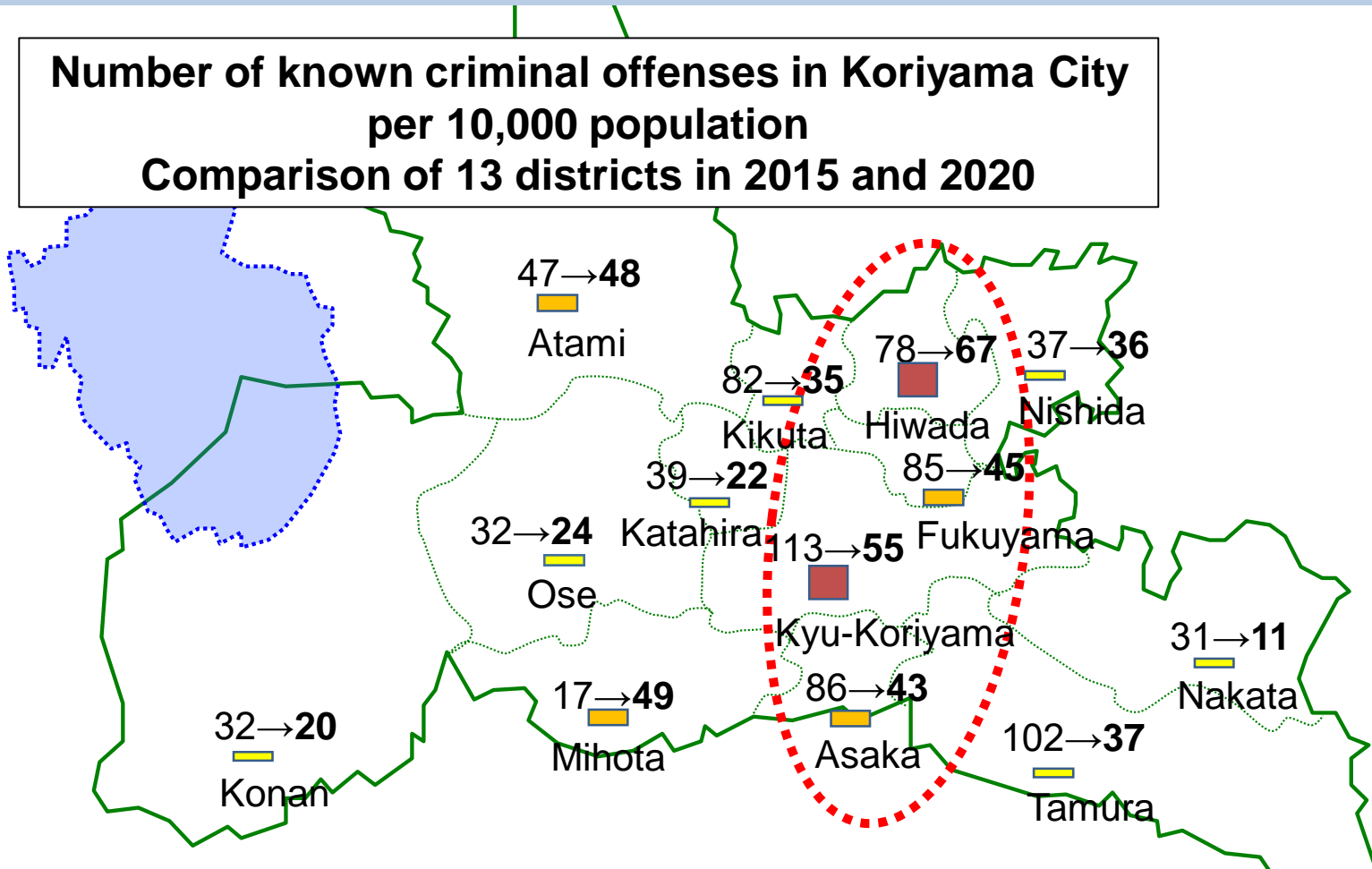


Source: Koriyama Police Department, Koriyama Kita Police Department "FY2014, FY2020 White Paper on Community Safety"

# Identifying challenges from data

## There are many criminal offenses in central city area

Fig. 6



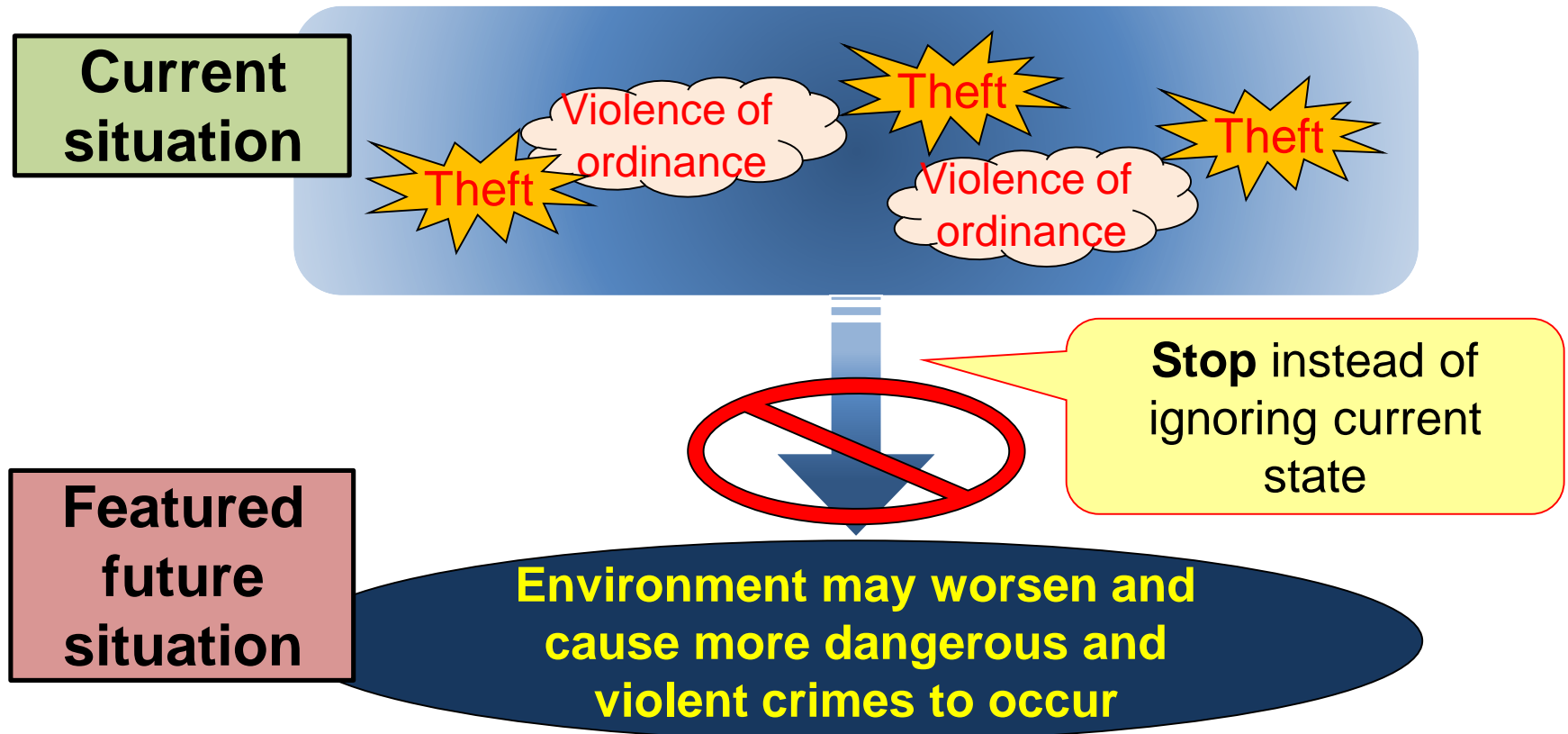
Continued

**Priority challenge (2) There are many crimes in residential areas (sneak thief, bicycle thefts)**

## Fears of environmental degradation in front of Koriyama Station

There are few violent crimes or felonious offenses that lead directly to injury. There are many thefts. In front of Koriyama Station, there are crimes other than criminal offenses, such as illegal solicitation.

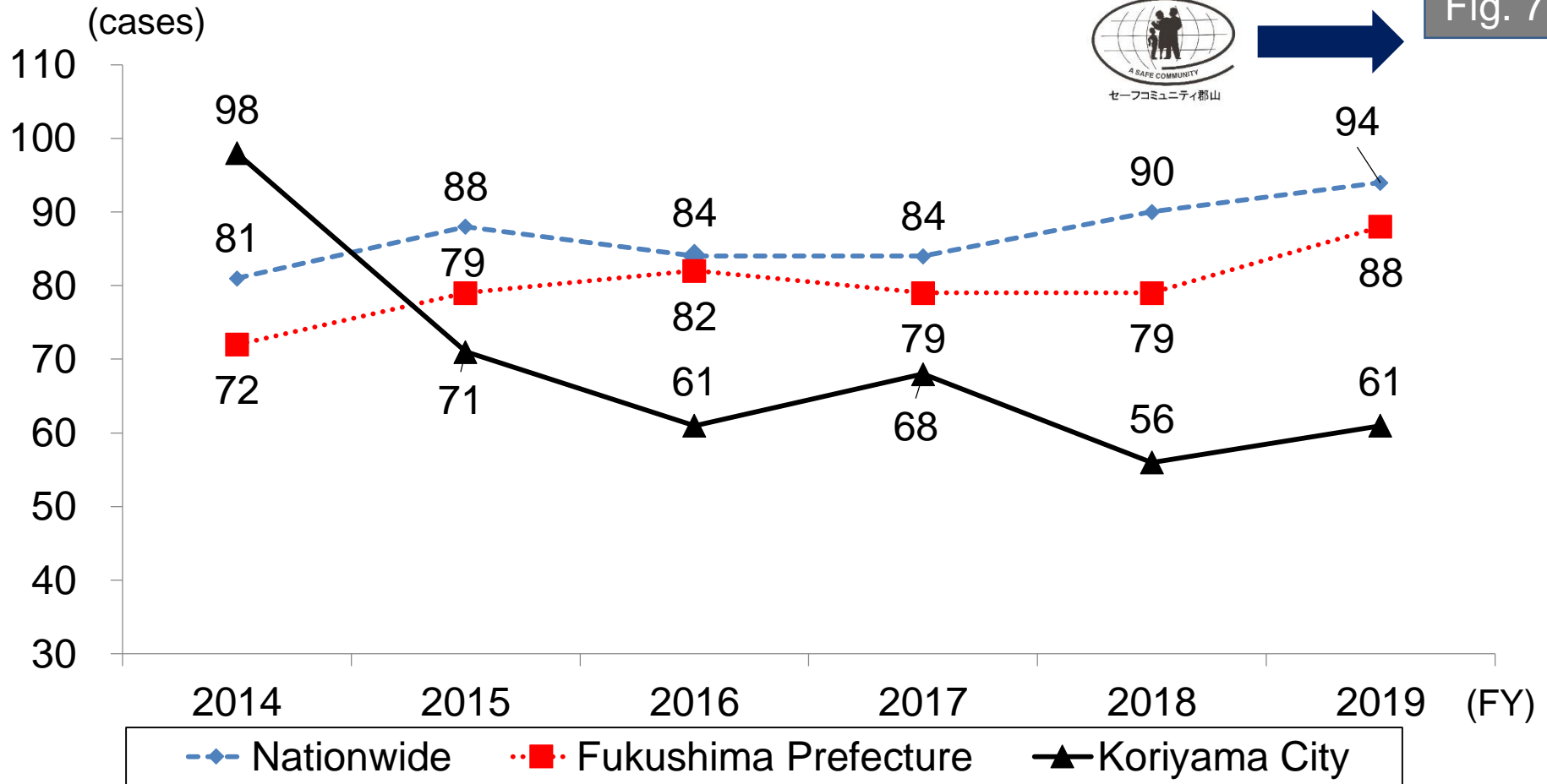
Ignoring this creates a bad environment where more dangerous and violent crimes could occur easily.



# Identifying challenges from data

Since 2015, there have been fewer cases of consultation compared to national and prefectural levels

Changes in number of consultations for spousal domestic violence (per 100,000 population)



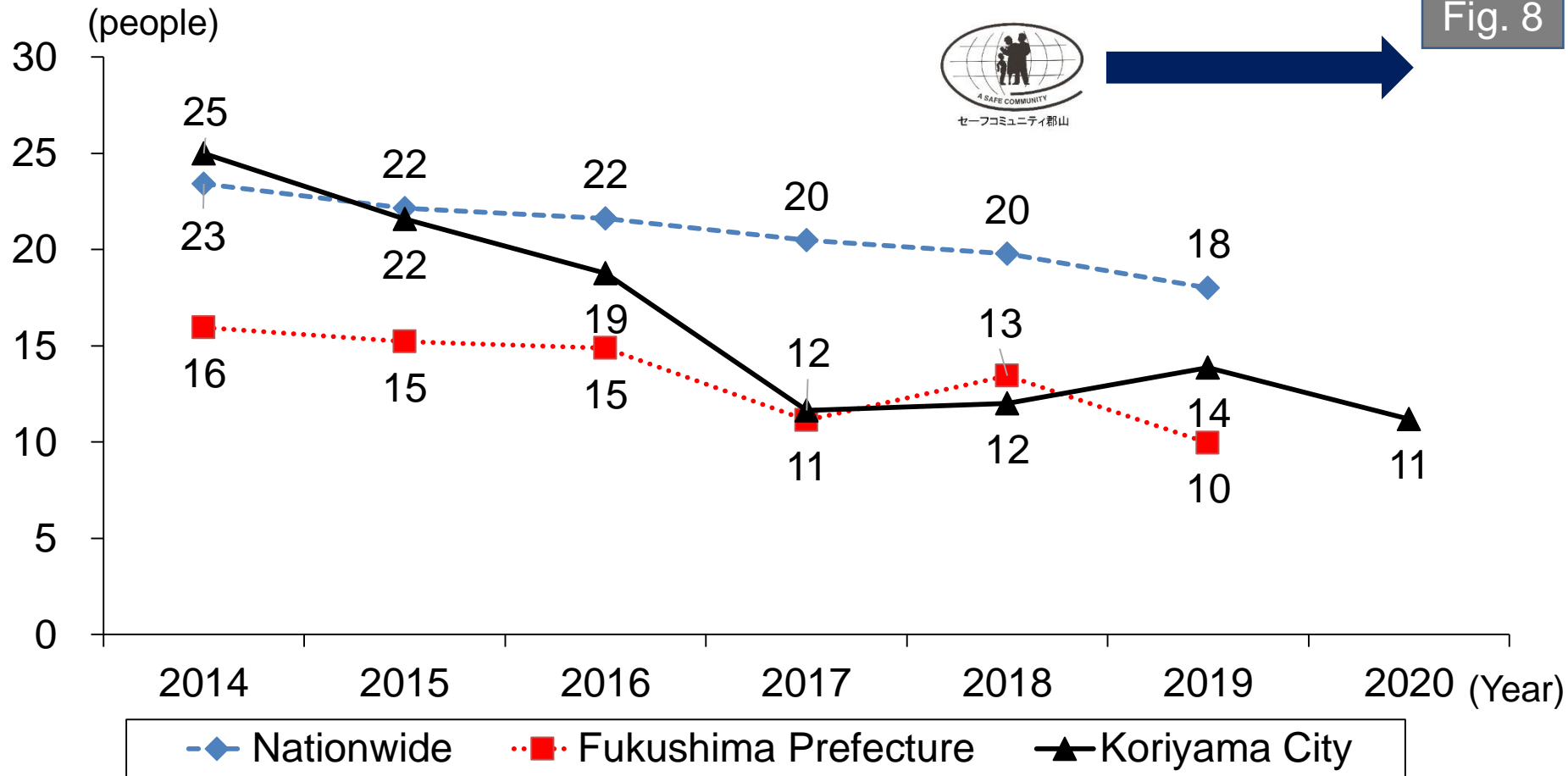
Source: Cabinet Office Gender Equality Bureau "FY2014-2019 Results of consultations regarding spousal abuse received by the Spousal Abuse Consultation and Support Center"

Koriyama City Child and Home Counseling Center "Number of cases handled from FY2014 to 2019"

# Identifying challenges from data

The number declined until 2017, and has remained unchanged since.

Changes in emergency transports because of assaults (per 100,000 population)



Source: Fire and Disaster Management Agency "2015 to 2020 White Paper on Firefighting," Fukushima Prefecture Fire and Security Section "2015 to 2020 Annual Report on Fire Prevention"

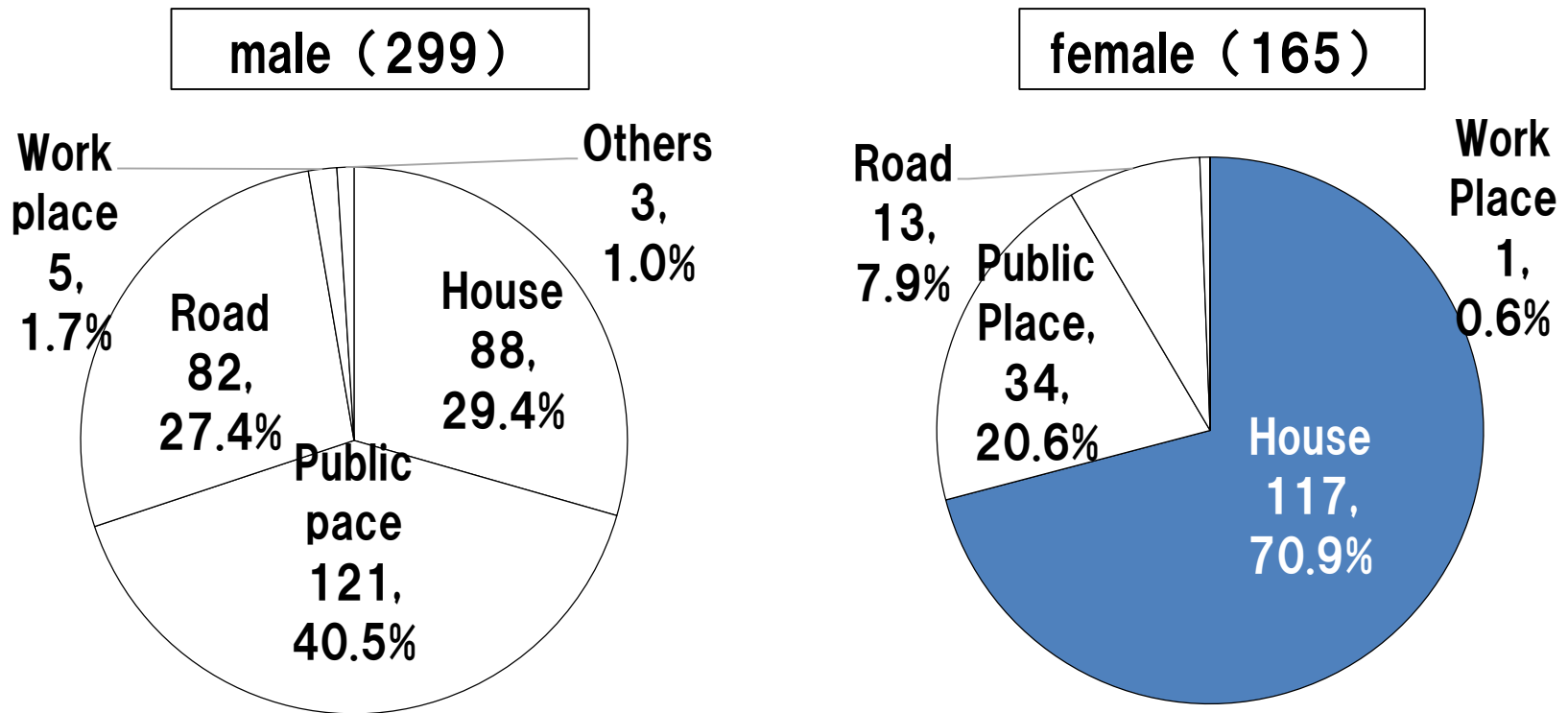
Source: Koriyama Regional Fire-Defense Union "FY2014 to 2020 Emergency Transport Data (National tables)"

# Identifying challenges from data

## Decline in number to 2017, then almost flat

Place of occurrence of injuries from violence by gender (total of 2014~2020)

Fig 9

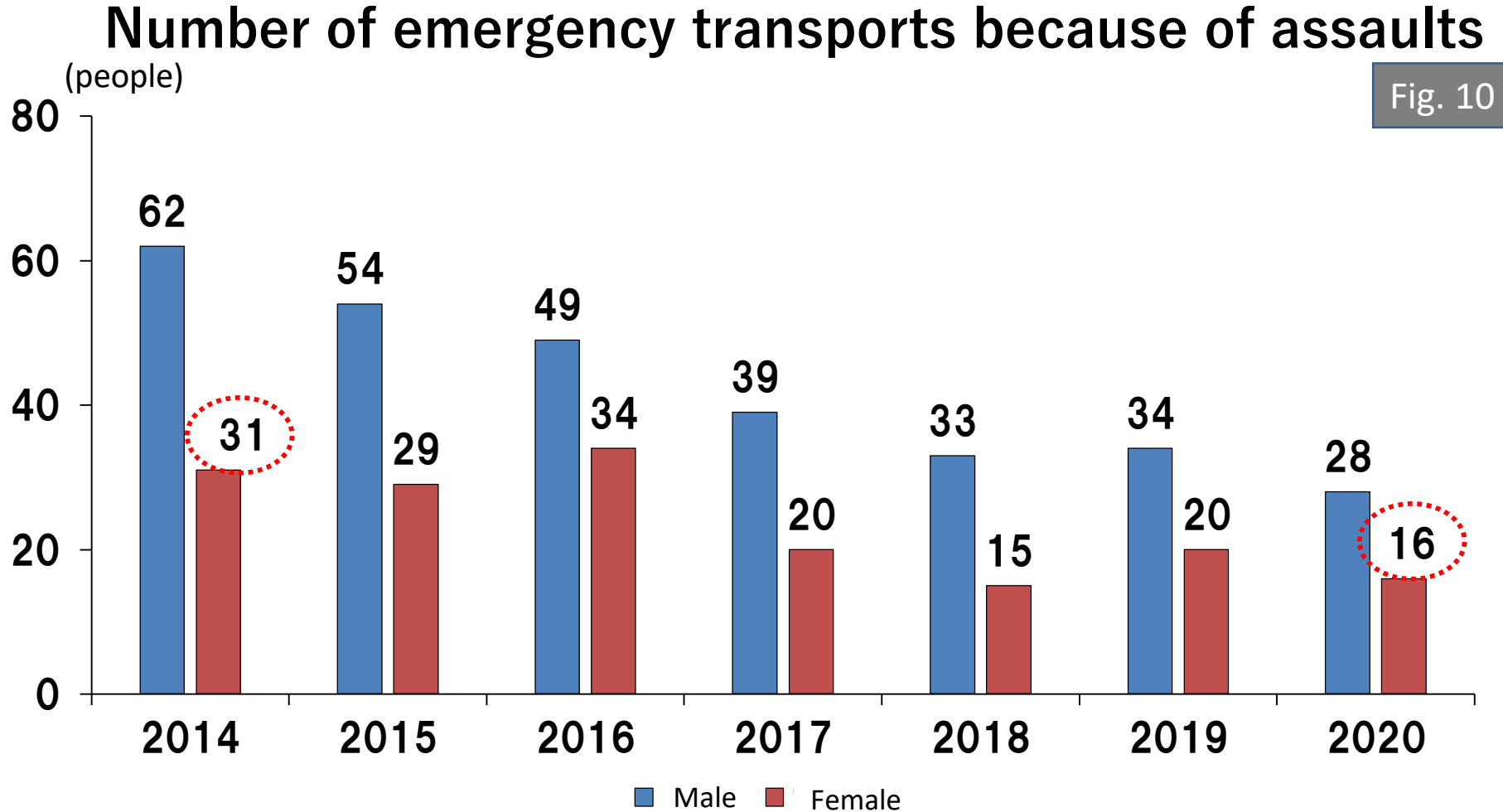


Source: Koriyama Regional Fire-Defense Union "FY2014 to 2020 Emergency Transport Data (National tables)"



# Identifying challenges from data

The number declined until 2017, and has remained unchanged since.

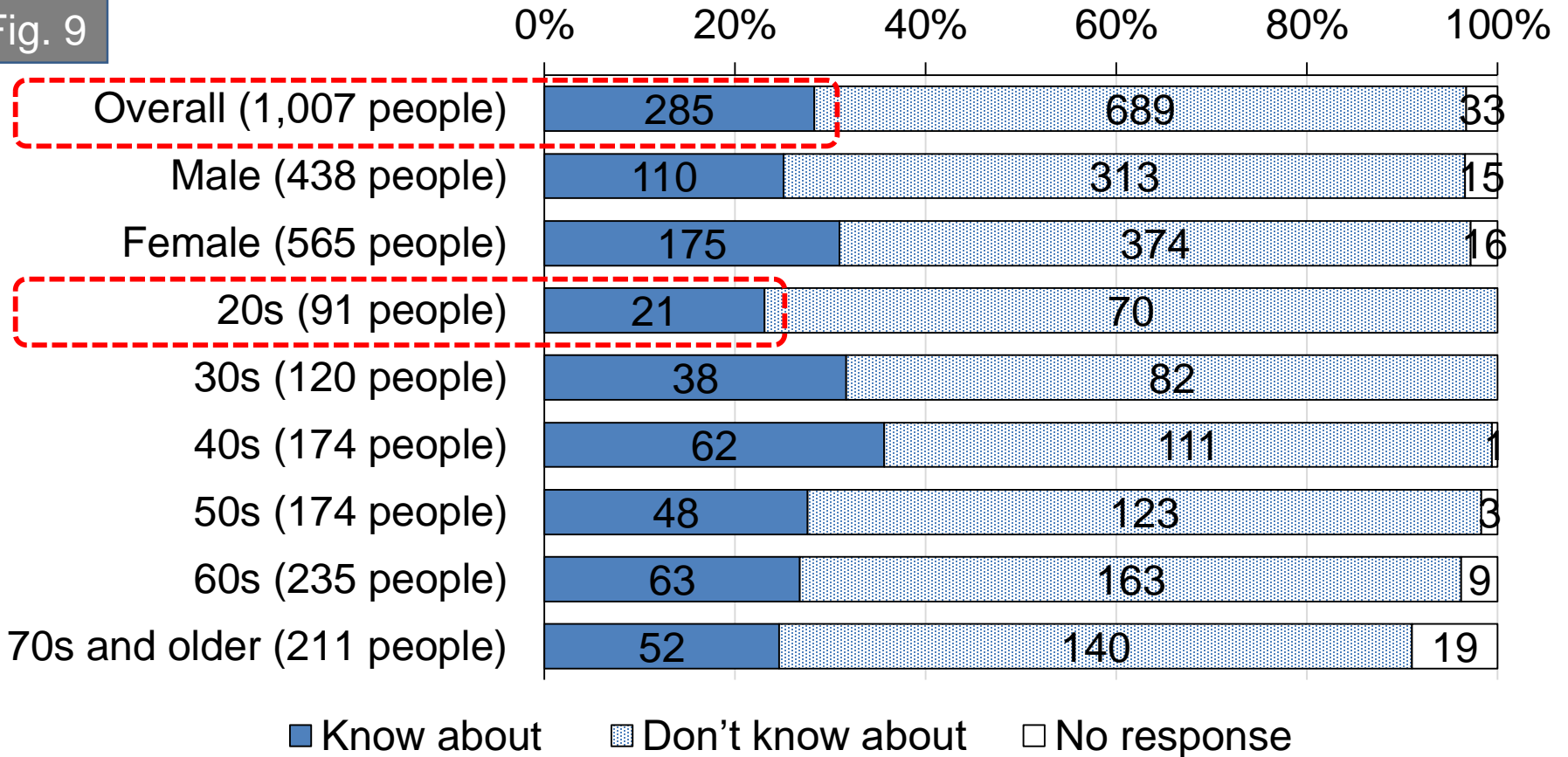


Source: Koriyama Regional Fire-Defense Union "FY2014 to 2020  
Emergency Transport Data (National tables)" 17

# Identifying challenges from data

Less than 30% of citizens know about counseling services for domestic violence, etc.

Fig. 9



Source: 2020 Survey of Citizen Awareness of Gender Equality

Continued

Priority challenge  
(3)

Citizens are not sufficiently aware of prevention activities and counseling services for domestic violence  
 Citizens are not sufficiently aware of prevention activities and counseling services for domestic violence

# Study of initiatives

## Level-specific measures for priority challenge (1)

**Priority challenge (1) Perceived safety in front of the station is poor**

	Nationwide, Prefecture	City	Community level
Improve environment		Patrols to prevent illegal solicitation Implement security lights Security cameras Maintenance of streetlights	Patrols
Rules and penalties	Ordinances	Ordinances	
Education and awareness-promotion		Dissemination of information, warnings to adult entertainment shops Call for attention by station users	

# Study of initiatives

## Level-specific measures for priority challenge (2)

**Priority challenge (2) There are many crimes in residential areas  
(Breaking and entering, bicycle thefts)**

	Nationwide, Prefecture	City	Community level
Improve environment		Patrols by cars with blue patrol lights Community patrols support projects	Citizen patrols Implement security lights Security cameras "We're Watching You stickers"
Rules and penalties	Criminal law Ordinances	Ordinances	
Education and awareness-promotion	Safe and secure e-mails	Raise awareness with leaflets, etc. Disaster prevention radio	

# Study of initiatives

## Level-specific measures for priority challenge (3)

### Priority challenge (3)

Citizens are not sufficiently aware of prevention activities and counseling services for domestic violence  
 Citizens are not sufficiently aware of prevention activities and counseling services for domestic violence

	Nationwide, Prefecture	City	Community level
Improve environment	The 5th Basic Plan for Gender Equality	The 3rd Koriyama Plan for Gender Equality	
	Fukushima Plan for Gender Equality		
	Counseling services		
Rules and penalties	Act on the Prevention of Spousal Violence	Ordinances	
	Ordinances		
Education and awareness-promotion		Raise awareness with leaflets, etc.	

# Examples of existing initiatives

## Example (1) Patrols

Community residents, Crime Prevention Associations, police, and the City, etc., conduct patrols.

These groups also cooperate in conducting periodic patrols.




# Examples of existing initiatives

## Example (2) Implement security lights

There are 32,544 lights in the City.

All security lights have been updated to LED.

Previous fluorescent lights



**Brighter!**



**LED security lights**

**The area around the light is also brighter!**

**Sense of security for crime prevention is increased!**



# Examples of existing initiatives

## Example (3) Installation of security cameras

**23 security cameras, effective for deterring crime and proving accidents, etc. were installed around the city.**



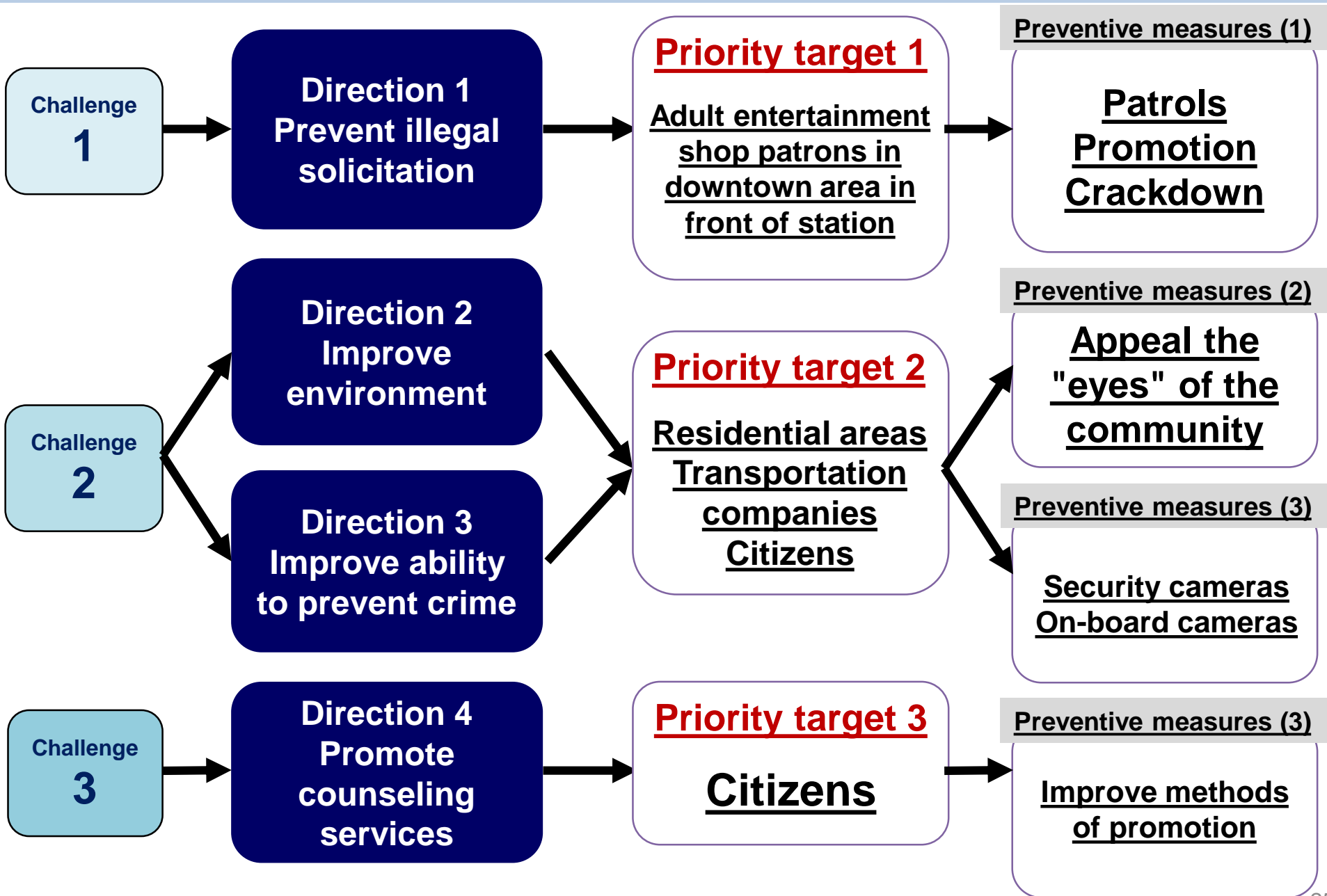
▲ Around schools

▼ Bicycle parking lot





# Programs conducted by Task Force



# Study of activity indicators and performance indicators based on challenges

## Priority challenge (1) Perceived safety in front of the station is poor

### Before changes

Activity indicator	Short-term performance indicator	Mid-term performance indicator	Long-term performance indicator
Number of solicitation prevention patrols, Number of participants	Number of people performing illegal solicitation	Same as short-term performance indicator	Degree of perceived security
Number of solicitation prevention meetings held			Number of known criminal offenses in front of Koriyama Station

### After changes

Activity indicator	Short-term performance indicator	Mid-term performance indicator	Long-term performance indicator
Number of solicitation prevention patrols, Number of participants	<b>Percentage of people who want illegal solicitation patrols to be continued</b>	<b>Number of people performing illegal solicitation</b>	Degree of perceived security
Number of solicitation prevention meetings held	<b>Percentage of people who responded that their impression of solicitors was "Scary, intimidating"</b>		Number of known criminal offenses in front of Koriyama Station

# Study of activity indicators and performance indicators based on challenges

## Priority challenge (2) There are many crimes in residential areas (Breaking and entering, bicycle thefts)

### Before changes

Activity indicator	Short-term performance indicator	Mid-term performance indicator	Long-term performance indicator
Number of leaflets on using security cameras and on-board cameras distributed	Number of cooperating businesses	Same as short-term performance indicator	Number of known criminal offenses
Number of community "eye" stickers distributed	Rate of community "eye" stickers diffusion		

### After changes



Activity indicator	Short-term performance indicator	Mid-term performance indicator	Long-term performance indicator
<b>Number of activities promoting the installation of security cameras and on-board recorders</b>	<b>Percentage of respondents who said installation of security cameras and drive records in residential areas are necessary for safety</b>	<b>Security camera and on-board recorder installation at homes</b>	Number of known criminal offenses
Number of community "eye" stickers distributed	Awareness of community "eye" stickers	<b>Number of applications for security stickers received and distributed</b>	

# Study of activity indicators and performance indicators based on challenges

## Priority challenge (3) Citizens are not sufficiently aware of prevention activities and counseling services for domestic violence

### Before changes

Activity indicator	Short-term performance indicator	Mid-term performance indicator	Long-term performance indicator
Number of cards promoting DV counseling services distributed	Knowledge of DV counseling services	Same as short-term performance indicator	Number of people transported by ambulance due to abuse within the home
Number of placing distributing cards promoting DV counseling services			Number of consultations regarding DV



### After changes

Activity indicator	Short-term performance indicator	Mid-term performance indicator	Long-term performance indicator
<b>Number of cards and leaflets promoting DV counseling services distributed</b>	Knowledge of DV counseling services	<b>Number of consultations regarding DV</b>	<b>Number of people transported by ambulance due to abuse within the home</b>
Number of placing distributing cards promoting DV counseling services	<b>Awareness of actions that constitute domestic violence</b>		

# Programs conducted by Task Force

Priority challenge (1) Patrols to prevent illegal solicitation, etc.



# Programs conducted by Task Force

## Priority challenge (1) Patrols to prevent illegal solicitation, etc.


	Details of indicator [Measurement method]	Unit	2016	2017	2018	2019	2020
Results of activities	Number of patrols to prevent illegal solicitation, etc.	times		33	41	19	0
	Number of solicitation prevention meetings held	times		4	4	4	0
Short-term performance indicator	Percentage of people who want illegal solicitation patrols to be continued (SC Survey of Citizen Awareness)	%	-	-	71.3	-	60.0
	Percentage of people who responded that their impression of solicitors was "Scary, intimidating" (SC Survey of Citizen Awareness)	%	50.6	-	49.5	-	34.5
Mid-term performance indicator	Number of people performing illegal solicitation [monthly average] (Surveyed on last Friday of the month)	people	59	62	48	49	38
	Number of people performing illegal solicitation [annual total] (Surveyed on last Friday of the month)	people	709	745	575	586	452
Long-term performance indicator	Degree of perceived security (SC Survey of Citizen Awareness)	%	38.5	-	47.4	-	42.2
	Number of known criminal offenses in front of Koriyama Station (White paper on community safety)	cases	266	241	288	261	191



# Programs conducted by Task Force

Priority challenge (2) There are many crimes in residential areas  
(Breaking and entering, bicycle thefts)

Appeal the "eyes" of the community  
Creating and distributing crime prevention stickers



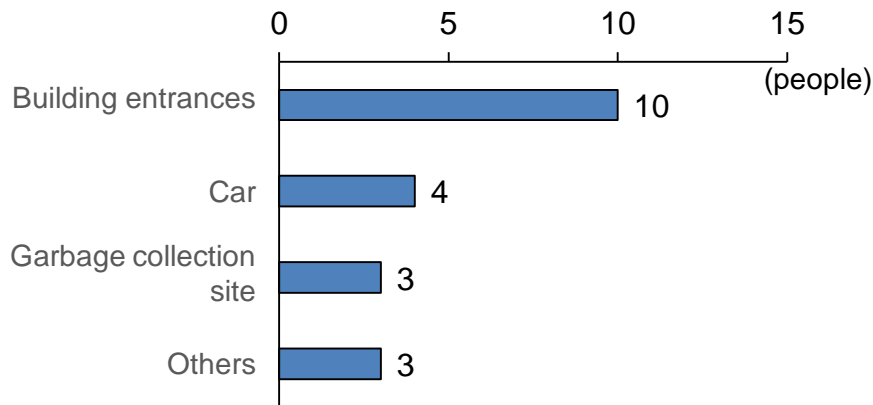
# Programs conducted by Task Force

Priority challenge (2) There are many crimes in residential areas  
(Breaking and entering, bicycle thefts)

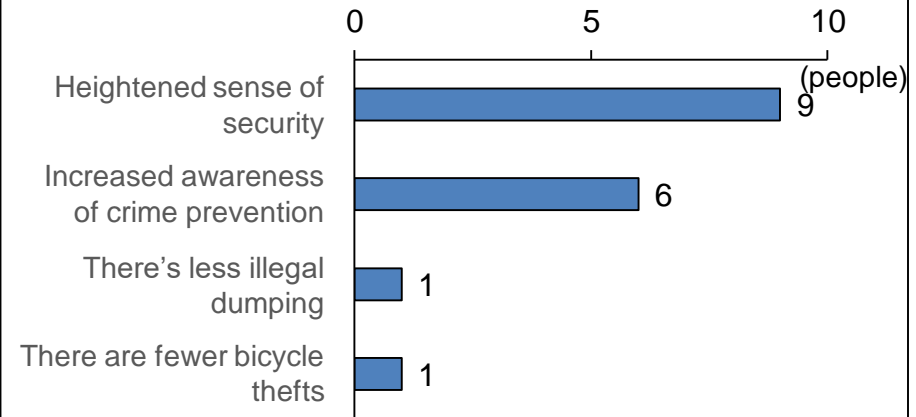
## Survey of people using "We are watching you!" sticker

Fig. 10

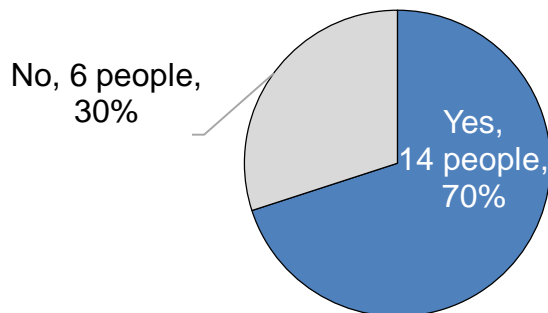
Q. Where did you put the sticker?



Q. How do you feel the effect?



Q. Do you feel the effect of the sticker you put up?



Source: Investigation by Crime Prevention Task Force

- Many people said their sense of security was heightened, and their awareness of crime security increased.
- Feedback from neighborhood associations indicated that illegal dumping decreased when a sticker was put up at the garbage collection site.





# Programs conducted by Task Force

## Priority challenge (2) There are many crimes in residential areas (sneak thief, bicycle thefts)

### Creation and distribution of awareness-raising leaflet

誰でも!今から!セーフコミュニティ活動!  
防犯対策委員会からのお知らせ  
発行:郡山市セーフコミュニティ推進協議会「防犯対策委員会」

**こんな電話がきたら注意!**

ATMで手続きを  
してください  
あなたの口座が  
狙われています

ATMの操作  
方法を  
教えてください

あなたの口座が  
狙われています

キャッシュ  
カードを  
預かります

暗証番号を  
おしえてください

**なりすまし詐欺が増えています**

これらの「言葉」がたら詐欺を疑い  
詐欺被害に遭わないためには?  
自分は大丈夫と思わないこと

留守番電話を活用しましょう。  
犯人は言葉巧みです!直接話さないこと!  
録音機能も有効です。

「言葉」を覚えましょう。  
警察や市議員、銀行員が暗証番号を聞くことや、  
キャッシュカードを渡すように言うことは絶対にありません!

少しでもおかしいと感じたら、家族や警察に相談しまし  
て!必ず連絡してください!

**POLICEメールふくしまの登録(オススメ!)**

以下の情報をメールで配信!  
○なりすまし詐欺情報 ○犯罪発生情報 ○不審者情報  
○地域安全情報 ○交通安全情報 ○防犯情報

以下のアドレスからQRコードを読み取って登録メール送信!  
pmf01@uh28.asp.cuonote.jp

※注意事項  
\*送付メールの宛先は登録したメールアドレスを受信できない場合があります。  
\*送付料がかかりますが、受信の際に送料がかかります。  
\*POLICEメールふくしまは、メールの配信のみです。問い合わせや連絡には対応していません。

**防犯カメラ・ドライブレコーダー設置を検討しませんか?**

防犯カメラ・ドライブレコーダーは単なる映像の記録だけではありません。空き巣や車上荒らしを計画する人物は何よりも自分の犯行を記録されることを恐れているため、防犯カメラ・ドライブレコーダーの設置は犯罪抑止の効果があります。

**防犯カメラ設置のメリット**

“証拠映像の撮影”  
“犯罪の抑止効果”  
(価格が安いダミーカメラでも効果があります)

**ドライブレコーダー設置のメリット**

“事件・事故の記録”  
“あおり運転や走行妨害の抑止にもなる”  
⇒安全運転にも繋がる  
“犯罪の抑止効果”

「カメラ作動中」と記号の看板やステッカーなどで設置をアピールすると、より犯罪抑止の効果も期待できます!

**「見られていますよ!」防犯ステッカーをご活用ください!**

防犯対策委員会では、カメラや地域住民が「見られていますよ!」とアピールする防犯ステッカーを作成しました。犯罪が起こりにくい環境づくりのため、事業所などの店舗や車の目立つ場所などに貼付してご利用ください。(シールタイプ・マグネットタイプがあります)ご利用いただける場合は、必要枚数をお知らせします。郡山市セーフコミュニティ課(TEL:024-924-2151)まで、お気軽にご連絡ください。(数に限りがあります)

発行 郡山市セーフコミュニティ推進協議会「防犯対策委員会」  
事務局 郡山市 市民部 セーフコミュニティ課 交通防犯係  
電話 024-924-2151 FAX 024-921-1340

### Promotion with SC Newsletter

**注意 「暗証番号をおしえてください」は詐欺です!!** =防犯対策委員会=

なりすまし詐欺に注意しましょう

福島県での令和2年9月末までの累計の刑法犯認知件数を見ると、全体的には昨年比で減少していますが、**なりすまし詐欺(詐欺等)の件数は、昨年同月比で増加しました。**  
詐欺被害に遭わないために、よくある手口のパターンを確認しましょう。

**こんな電話がきたら要注意!**

犯人は警察官や市議員、金融機関職員になりすまします。  
なりすまし詐欺の手口として、犯人がよく使う「キーワード」を覚えておきましょう。  
少しでもおかしいと感じたら家族の方や警察に相談しましょう。

**注意**

ATMの操作  
方法を  
教えてください

あなたの口座が  
狙われています

キャッシュカードを  
預かります

暗証番号をおしえて  
ください

警察官は絶対に「暗証番号」を聞いたりしません  
これらの「キーワード」がたら詐欺

電話による詐欺は、犯人の巧みな話術に乗せられて冷静さを失い、  
重要なのは「**直接相手と話をしないこと**」です。被害に遭わないため  
に、心あたりのない電話には出ない(必要であればかけ直す)よう  
にしましょう。

「安全・安心メール」犯罪情報等を発信しています

郡山警察署、郡山北警察署では、安全・安心メールを発信して  
なりすまし詐欺情報や子どもへの声かけ事業など各種防犯情報を  
ぜひ登録しましょう。

**郡山市の防災情報配信しています**  
郡山市防災ウェブサイト 夜間

気象情報や国民保護情報をはじめ、市内で発生  
した災害情報や避難勧告等の住民避難情報につ  
いて、さまざまな手段で配信しています。  
メールマガジンやSNSなどに登録して、最新  
の防災情報を受信しましょう。

防犯メールマガジン  
facebook  
twitter  
郡山、郡山、郡山

ご住所や周囲の方と声をかけあい、  
情報を共有しましょう!

**ご自身や家族の方が運転に不安を感じたら** =交通安全=  
**高齢者運転免許返納推進事業**

**免許証を返納された方にはバス・タクシー利用券を交付します**

○対象者 75歳以上の郡山市民で運転免許証の全てを返納した方  
※返納した時に75歳の誕生日を迎えている方が対象です。  
※失効された方は対象となりません。

○申請期間 免許を返納した日から1年間

○内容 5,000円分(500円×10枚綴り)のバス・タクシー利用券を交付  
※1人1回限りです。有効期間は1年間で本人のみ利用可能です。

手続きの手順

1 免許証を返納する  
取消通知書が交付されます。

2 取消通知書(原本)を添えて申請  
※本人確認書類も持参してください  
※家族の方による代理申請可

3 利用券の交付

1 警察署、免許センター 2 郡山市役所西庁舎3階、行政センター 3 セーフコミュニティ課

**防犯カメラ・ドライブレコーダー設置で犯罪を抑止** =防犯=  
防犯カメラ・ドライブレコーダーの本来の役割は映像の記録ですが、最近では犯罪を事前  
に抑止する目的においても積極的に活用されています。  
空き巣や車上荒らしを計画する人物は、何よりも自分の犯行を記録されることを恐れて  
いるため、防犯カメラ・ドライブレコーダーの設置は犯罪抑止の効果があります。  
「カメラ作動中」などあえて設置をアピールすることでより効果も期待できます。  
設置にかかるコストも、一昔前に比べ比較的低額になっています。  
この機会に、皆さんのご家庭や車にも設置を検討してみませんか?

防犯対策委員会で作成した  
「見られていますよ!」防犯ステッカー

郡山市セーフコミュニティ推進事業所を推進しています! 市内で事業所内や従業員、地域に対する安全安心に関する活動に  
取り組む事業所を「セーフコミュニティ活動推進事業所」として募集し  
ています。事業所の皆様からの申込をお待ちしています。  
詳しくはウェブサイトをご覧ください。

No. 21

# Programs conducted by Task Force

**Priority challenge (2) There are many crimes in residential areas  
(Breaking and entering, bicycle thefts)**

	Details of indicator [Measurement method]	Unit	2016	2017	2018	2019	2020
Results of activities	Number of activities promoting the installation of security cameras and on-board recorders	times	-	-	-	-	-
	Number of community "eye" stickers distributed	copies	-	-	-	-	2,107
Short-term performance indicator	Percentage of respondents who said installation of security cameras and drive records in residential areas are necessary for safety (Survey of Citizen Awareness)	Surveillance camera	78.8	-	76.0	-	79.9
		Drive recorder	-	-	-	-	77.7
	Familiarity of community "eye" sticker (Survey of Citizen Awareness)	%	-	-	-	-	14.0
Mid-term performance indicator	Security camera and on-board recorder installation at homes (Survey of Citizen Awareness)	Surveillance camera	3.0	-	5.8	-	5.5
		Drive recorder	-	-	-	-	30.3
	Number of applications for security stickers received and distributed	%	-	-	-	-	673
Long-term performance indicator	Number of known criminal offenses (White paper on community safety)	cases	2,558	2,615	2,265	2,105	1,583

# Study of activity indicators and performance indicators based on challenges

## Priority challenge (3) Citizens are not sufficiently aware of prevention activities and counseling services for domestic violence



Counseling service cards are available at all post offices and some banks

Published in the gender equality magazine, "Symphony"

Distributed to all homes

DVには、下記のような形態もあるよ。これらを知っておくことは、とても大切なことだね。

**身体的暴力**

- 殴る・蹴る
- 突き飛ばす
- 物を投げつける
- 引ぎずりまわす
- 首を絞める
- など

**精神的暴力**

- 大声で怒鳴る
- 人前でばかにする
- おどす
- 無視する
- 大切なものを壊す
- など

**経済的暴力**

- 生活費を渡さない
- お金を取り上げる
- 貯金を勝手に下ろす
- 仕事を制限する
- 借金を負わせる
- など

**社会的暴力**

- 交友関係や電話・メールを細かくチェックする
- 実家や友人の付き合いを制限する
- 外出させない
- など

**性的暴力**

- 無理やりパルノなどを見せる
- 性的な行為を強要する
- 避妊に協力しない
- 中絶を強要する
- など

**子どもを利用した暴力**

- 子どもを取り上げる
- 子どもに危害を加えたとおどす
- 子どもの前で暴力を振るう
- など

DVと聞くと、多くの方は殴る、蹴るなどの直接的な暴力である「身体的暴力」を想像すると思います。しかしDVには「身体的暴力以外にも様々な形態があります。皆さんが知っておくことで、周囲にDVを受けている方がいたとき、専門の相談機関につなげる事ができるかもしれません。

**意外と知らない これもDVです！**

**DVかも?と思ったらまずはご相談を**

相談窓口	連絡先
DV相談+ (プラス)	0120-279-889 メール、チャットでの相談はこちら ▶
DV相談ナビ	0570-0-55210
女性の人権ホットライン	0570-070-810
郡山市こども支援課 こども家庭相談センター	024-924-3341 LINEでの相談はこちら(まずは友達追加) ▶
女性のための電話相談・ふくしま	0120-207-440
女性のための相談日(要予約)	024-924-0900 (男女共同参画センター)
SACRAホットライン	024-533-3940

相談機関を知っておくことも重要だよ。

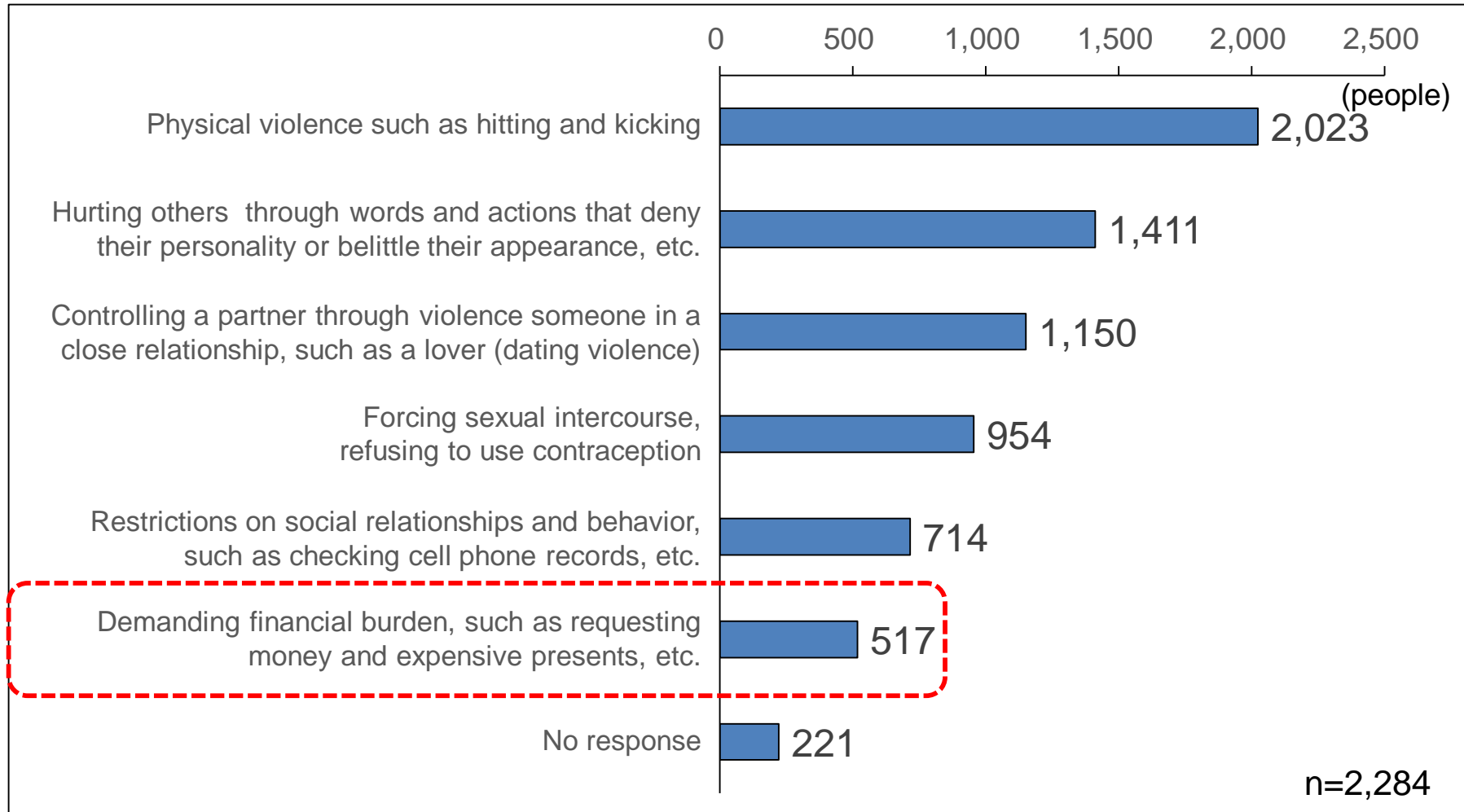


# Study of activity indicators and performance indicators based on challenges

## Priority challenge (3) Citizens are not sufficiently aware of prevention activities and counseling services for domestic violence

**Q. Do you know what constitutes domestic violence?  
(Multiple answers acceptable)**

Fig. 11



# Programs conducted by Task Force

## Priority challenge (3) Citizens are not sufficiently aware of prevention activities and counseling services for domestic violence

	Details of indicator [Measurement method]	Unit	2016	2017	2018	2019	2020
Results of activities	Number of cards and leaflets promoting DV counseling services distributed	copies	-	6,450	50	130	100
	Number of activities to promote domestic violence prevention activities	times	-	-	-	-	2
Short-term performance indicator	Knowledge of counseling services for domestic violence (2016, 2029 Survey of Citizen Awareness of Gender Equality, 2018 SC Survey of Citizen Awareness)	%	30.0	-	56.0	-	28.3
	Knowledge of definition of domestic violence (SC Survey of Citizen Awareness)	%	-	-	-	-	22.6
Mid-term performance indicator	Number of consultations on domestic violence (Koriyama City Child and Home Counseling Center)	cases	206	227	188	203	-
Long-term performance indicator	Number of people transported by ambulance due to abuse within the home (Emergency transport data)	people	37	25	21	27	27

# Response during COVID-19 pandemic

## Identity theft fraud

Situation of known identify theft fraud cases in Koriyama City

Table 2

	2019	2020
Number of cases	20 cases	34 cases
Total of damages	43.37 million JPY	56.37 million JPY

Source: Koriyama Police Department, Koriyama Kita Police Department

**還付金詐欺の手口**

市役所職員等を装った犯人が、医療費、年金の還付を名目として被害者をATMに向かわせ、犯人側の口座にお金を振り込ませる手口の被害相次いでいます。

**犯人**  
郡山市役所のAと申します。あなたに医療費の過払い金があります。過払い金を振り込みますので、これからすぐに携帯電機を持って近くのATMに向かってください。ATM機に到着したらこちらまでご連絡ください。

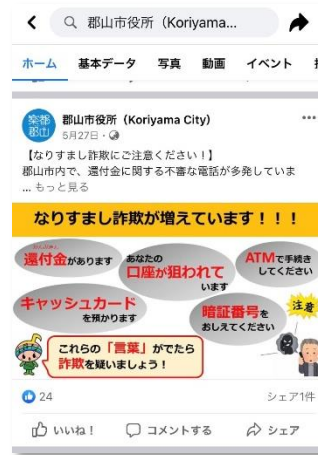

**ATM**  
〇〇です。ATMに着きました。どのように操作すればいいですか？

**犯人**  
まずは「お返金」ボタンを押してください。次に、返金のための支払元口座を教えますので、「口座番号〇〇」を入力してください。最後に、整理番号を入力してください。整理番号は「4-9-9-8-7-5」です。  
※これが口座番号 50万円引きの数字!!

**危険**  
この手口は、お金が振り込まれる手続きと誤解させ、犯人側の口座番号、振込金額を入力させて振込上限額50万円引きを振り込ませるものです!!

郡山警察署 TEL024-922-2800(代)  
郡山北警察署 TEL024-991-0110(代)

Promotional activities were conducted in collaboration with police



Leaflets were handed out to the elderly, who are easily targeted

Information was extensively shared over the City's Facebook and LINE accounts, etc.

# Current goals and future directions

Priority challenges	Current achievements	Future direction
<p>Challenge 1</p> <p><b>Perceived safety in front of the station is poor</b></p>	<ul style="list-style-type: none"> <li>• Initiatives have been suspended due to COVID-19</li> </ul>	<ul style="list-style-type: none"> <li>• Study patrol methods</li> <li>• Raise awareness regarding prevention of illegal solicitation</li> </ul>
<p>Challenge 2</p> <p><b>Many crimes in residential areas</b></p>	<ul style="list-style-type: none"> <li>• Distribute crime prevention stickers</li> <li>• Promote installation of security cameras and on-board recorders</li> </ul>	<ul style="list-style-type: none"> <li>• Promote and distribute crime prevention stickers</li> <li>• Promote installation of security cameras and on-board recorders</li> </ul>
<p>Challenge 3</p> <p><b>Citizens are not sufficiently aware of prevention activities and counseling services for domestic violence</b></p>	<ul style="list-style-type: none"> <li>• Make available goods promoting domestic violence counseling services</li> <li>• Promote understanding of domestic violence</li> </ul>	<ul style="list-style-type: none"> <li>• Promote domestic violence counseling services</li> <li>• Promote domestic violence prevention activities</li> </ul>

# Thank you for listening



セーフコミュニティ郡山



## Crime Prevention Task Force